



National Quarterly Pulse Survey Results

2,128

Staff responded to the survey



Q4 January 2023 Survey

1 I look forward to going to work



45.8% ↑

Pulse August 2022



National Staff Survey 2022



2 I am enthusiastic about my job



57.7% ↑

Pulse August 2022



National Staff Survey 2022



3 Time passes quickly when I am working



46.7% ↑

Pulse August 2022



National Staff Survey 2022



4 There are frequent opportunities for me to show initiative in my role



50% ↓

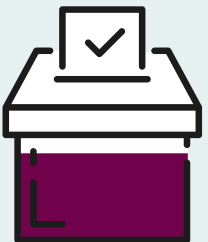
Pulse August 2022



National Staff Survey 2022



5 I am able to make suggestions to improve the work of my team / department



40% ↑

Pulse August 2022



National Staff Survey 2022



6 I am able to make improvements happen in my area of work



27% ↑

Pulse August 2022



National Staff Survey 2022

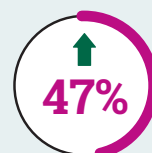


7 Care of patients / service users is my organisation's top priority



60% ↑

Pulse August 2022



National Staff Survey 2022



8 I would recommend my organisation as a place to work



36.2% ↑


Pulse August 2022



National Staff Survey 2022

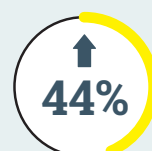


9 If a friend or relative needed treatment I would be happy with the standard of care provided by this organisation



53.4% ↑

Pulse August 2022



National Staff Survey 2022

